

ROSA



Exceptional performance

ELEVATE YOUR CUSTOMER'S COFFEE EXPERIENCE

Reliable



We proudly present Rosa, our stylish, reliable, high-quality coffee machine that goes beyond the ordinary to give your customers an exceptional coffee experience.

ROSA gives consistently high-quality coffee and espresso drinks and offers a wide variety of coffee drinks, soluble drinks, and hot water.

Linked to ConnectMe®, Rosa can be used as a communication platform that increases user engagement. Use the new poll function to get valuable information from users or provide information about drinks or coffee beans. The large touchscreen is excellent for showing videos.

Rosa's modern appearance with black aluminum design will integrate into any setting. With an intuitive service menu and easy cleaning process, Rosa is a breeze to use and maintain. So, you can focus on what matters most: delivering an exceptional coffee experience to your valued customers.



FEATURES

1. Dispense zone lighting

Puts drinks in the spotlight and provides users with a clear signal that a drink is ready.

2. Poll

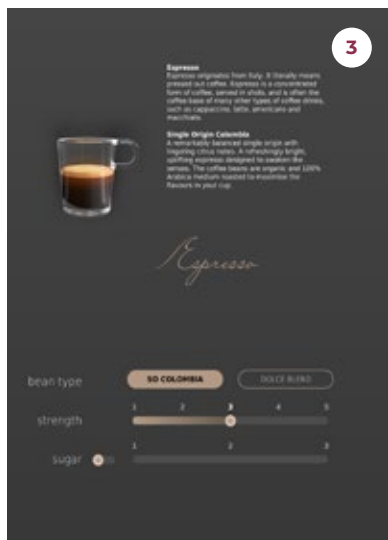
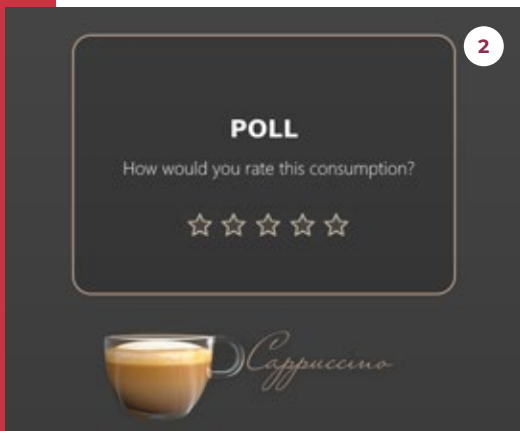
With ConnectMe, a customized poll can be shown during drink preparation.

3. Coffee stories

Use ConnectMe to add stories about coffee beans, their origin and their flavor profile.

4. Interface options

A user-friendly and customizable interface with big icons, clear texts, and product images.



RELIABLE, SMOOTH, AND EASY MAINTENANCE

Our coffee machines are designed to stand the test of time. They ensure smooth operation with reliable performance, easy maintenance, and low total cost of ownership (TCO). We believe in intuitive design that makes our products easy to use for customers, consumers, and technicians. Our ConnectMe solution empowers you to diagnose and solve problems remotely, enabling higher service at lower costs.

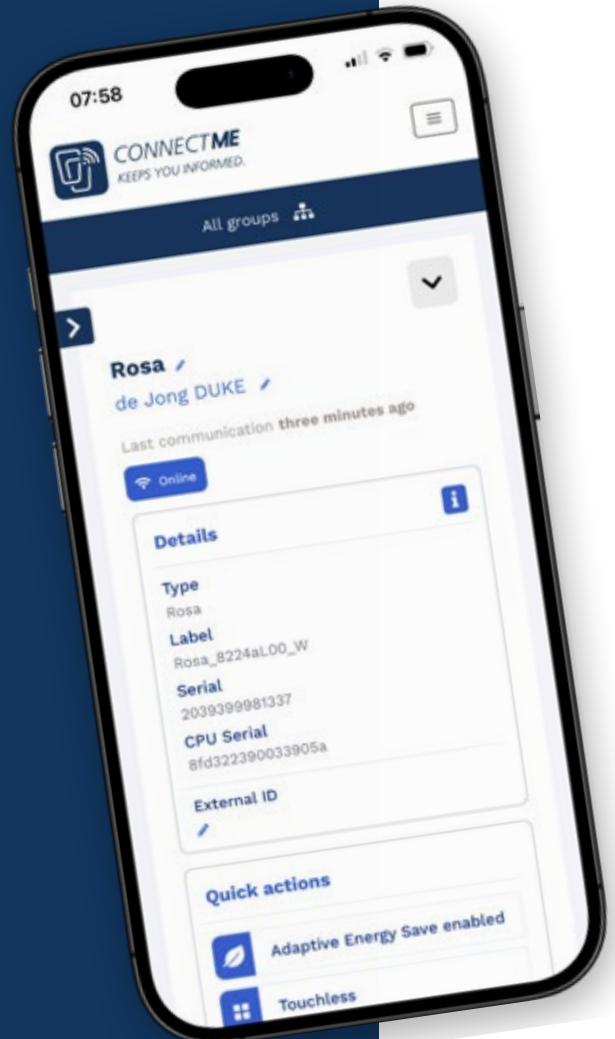
CONNECT YOUR COFFEE MACHINE



ConnectMe is our two-way communication connectivity tool that helps you improve customer service and ensure hassle-free maintenance. When a coffee machine is connected to the internet, you can access all machine information by simply logging in. You can diagnose and solve problems without leaving your office. This allows you to help your customer while saving time and resources, so you can deliver higher service and lower costs.

With ConnectMe, you'll get to know your coffee machine(s) like never before. ConnectMe provides you with all the data to do preventive maintenance, like part replacement. Consumption data is also available, so you can plan cleaning during off-peak hours or put machines in energy-saving mode when they aren't being used.

Transform your coffee machines into interactive communication platforms and use ConnectMe for announcements, brand videos, and advertisements. Rosa also allows you to create and manage polls. Use them to follow user preferences, track satisfaction and more. With ConnectMe, Rosa can also provide information about coffee beans and drinks to engage users.



ROSA BREW TECHNOLOGY

Bean-to-cup

Adjust Rosa to your needs with our various brewer options and instant technology.



CoEx XL®

Our CoEx XL technology has a “barista twist” that provides an even coffee bed for optimal extraction. Our patented pressure regulator guarantees consistent coffee quality every time. Recipes are easy to set up. Gram throw between 8 and 20 grams enables the preparation of two black coffees at once.



CoEx®

CoEx technology is our patented brewing system that offers coffee (1-8 bar) or espresso (8-10 bar) with just one machine. The gram throw ranges from 5 to 10 grams. CoEx’s reliable mechanism and easy-to-remove filter offer effortless maintenance. The entire unit can be cleaned with hot water.

SUSTAINABILITY

We take pride in taking good care of our company, each other, and our world. Today and all the days ahead.

Our machines are designed in line with our ACT2 circular guidelines using high-quality and partly recycled sustainable materials. This ensures machines are easy to repair, refurbish, and recycle, reducing their environmental impact throughout their lifecycle.

When our machines are connected to ConnectMe, additional energy-saving benefits become evident. Customers can save up to 30% of energy through an adaptive energy-saving mode, on top of the regular pre-programmed energy-saving setting. ConnectMe analyzes user trends on the machines and automatically activates the energy-saving mode when appropriate, ensuring that the equipment remains operational whenever it is needed.



Circular design

TAILOR TO YOUR NEEDS

We offer a wide variety of options and accessories to tailor your machine. Configure the machine to your customers' specific needs. Your choices include: one or two whole beans, milk powder, chocolate powder and vanilla powder. Available options include a base cabinet and a payment system.

Curious to learn more about your different options? Visit our website or contact us via sales@dejongduke.com



Specs

Weight ¹ 77.2 - 90.4 lb

Height ² 32.1 / 33.9² inch


Width 13.9 inch

Depth 19.8 inch

Power ¹ 120V

1. Depending on the model

2. With visible bean canister



MADE IN USA



*Effortless
coffee experience*

Get in touch:

De Jong DUKE LLC
17425 Federal Drive
Allen Park, MI 48101
USA

T +1 734 403 1708

M sales@dejongduke.com

W www.dejongduke.com



About de Jong DUKE

De Jong DUKE is a Dutch family-owned company founded in 1957, developing smart and reliable automated coffee machines for high-performance self-service environments. Designed for ease of use, low maintenance and consistent uptime, our solutions ensure great coffee with minimal effort.

With strong service support, advanced connectivity and in-house engineering, we enable customers to manage their machines efficiently and create coffee moments tailored to every location and user. We are committed to responsible stewardship and a sustainable future, investing in durable design, energy efficiency and thoughtful material use, empowering customers to customize, configure and connect their coffee solutions across borders.



GREAT COFFEE MOMENTS – TAILORED TO YOUR NEEDS