

AVY



Trustworthy

A SURPRISING COFFEE EXPERIENCE

Reliable



Inspired by traditional espresso machines, Avy's warm, curvy lines and design details invite total coffee enjoyment. Offer excellent, high-quality drinks with a classic touch.

Avy's award-winning design welcomes your customers to enjoy a variety of coffee drinks, soluble drinks and hot water.

Choose ConnectMe® to get user statistics, improved customer support, and easy, (remote) service and maintenance. You can also increase user engagement by uploading announcements, brand videos or advertisements on Avy's screen.

Avy's high-quality glass touchscreen is customizable and intuitive. The removable drip tray makes cleaning easy and gives you a hassle-free, reliable coffee machine that helps you to provide the best coffee experience to your valued customers.



1

FEATURES

1. High-quality display

14-inch glass touchscreen with large product icons and clear texts.

2. Water outlet

A separate hot water outlet.

3. Light effects

For intuitive cup placement and enhanced user experience.

4. Cup stand

A removable cup stand and easy-to-clean drip tray.

5. Customizable menu

The menu layout is adjustable and easy to update via ConnectMe.




2



5



3



4

RELIABLE, SMOOTH, AND EASY MAINTENANCE

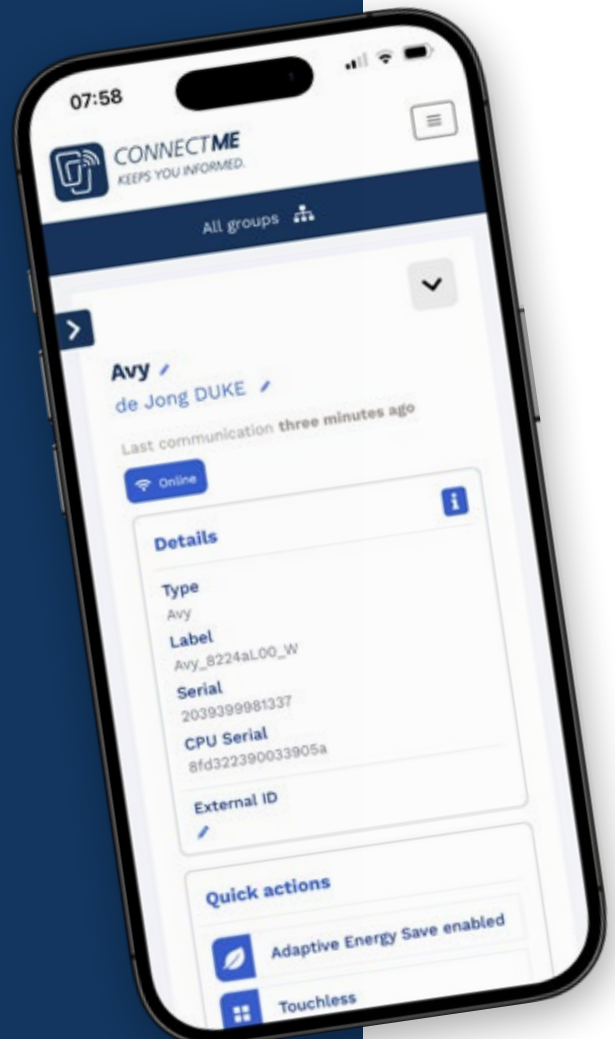
Our coffee machines are designed to stand the test of time. They ensure smooth operation with reliable performance, easy maintenance, and low total cost of ownership (TCO). We believe in intuitive design that makes our products easy to use for customers, consumers, and technicians. Our ConnectMe solution empowers you to diagnose and solve problems remotely, enabling higher service at lower costs.

CONNECT YOUR COFFEE MACHINE

ConnectMe is our two-way communication connectivity tool that helps you improve customer service and ensure hassle-free maintenance. When a coffee machine is connected to the internet, you can access all machine information by simply logging in. You can diagnose and solve problems without leaving your office. This allows you to help your customer while saving time and resources, so you can deliver higher service and lower costs.

With ConnectMe, you'll get to know your coffee machine(s) like never before. ConnectMe provides you with all the data to do preventive maintenance, like part replacement. Consumption data is also available, so you can plan cleaning during off-peak hours or put machines in energy-saving mode when they aren't being used.

Transform your coffee machines into interactive communication platforms and use ConnectMe for announcements, brand videos, and advertisements.



AVY BREW TECHNOLOGY

Bean-to-cup



CoEx XL®

Our CoEx XL technology has a “barista twist” that provides an even coffee bed for optimal extraction. Our patented pressure regulator guarantees consistent coffee quality every time. Recipes are easy to set up. Gram throw between 8 and 20 grams.



SUSTAINABILITY

We take pride in taking good care of our company, each other, and our world. Today and all the days ahead.

Our machines are designed in line with our ACT2 circular guidelines using high-quality and partly recycled sustainable materials. This ensures machines are easy to repair, refurbish, and recycle, reducing their environmental impact throughout their lifecycle.

When our machines are connected to ConnectMe, additional energy-saving benefits become evident. Customers can save up to 30% of energy through an adaptive energy-saving mode, on top of the regular pre-programmed energy-saving setting. ConnectMe analyzes user trends on the machines and automatically activates the energy-saving mode when appropriate, ensuring that the equipment remains operational whenever it is needed.




*Circular
design*

TAILOR TO YOUR NEEDS

We offer a wide variety of options and accessories to tailor your machine. Configure the machine to your customers' specific needs. Your choices include: one or two whole beans, milk powder, chocolate powder and vanilla powder. Available options include a base cabinet and a payment system.

Curious to learn more about your different options? Visit our website or contact us via

sales@dejongduke.com




Specs

Weight ¹	92.6 - 114.7 lb
Height ²	35.1 / 40.2 ² inch
Width	17 inch
Depth	23.3 inch
Power ¹	120V

1. Depending on the model

2. With bean canisters



MADE IN USA



*Effortless
coffee experience*

Get in touch:

De Jong DUKE LLC
17425 Federal Drive
Allen Park, MI 48101
USA

T +1 734 403 1708

M sales@dejongduke.com

W www.dejongduke.com



About de Jong DUKE

De Jong DUKE is a Dutch family-owned company founded in 1957, developing smart and reliable automated coffee machines for high-performance self-service environments. Designed for ease of use, low maintenance and consistent uptime, our solutions ensure great coffee with minimal effort.

With strong service support, advanced connectivity and in-house engineering, we enable customers to manage their machines efficiently and create coffee moments tailored to every location and user. We are committed to responsible stewardship and a sustainable future, investing in durable design, energy efficiency and thoughtful material use, empowering customers to customize, configure and connect their coffee solutions across borders.



GREAT COFFEE MOMENTS – TAILORED TO YOUR NEEDS