

NIO NEXT



Exquisite



A PREMIUM COFFEE EXPERIENCE

*Built to perform
and impress*



Nio Next combines premium design with intuitive technology for an exceptional coffee experience.

With its high-resolution touchscreen and dynamic user interface, Nio Next offers a seamless and engaging coffee journey. Whether you choose custom settings or efficient presets via the direct start functionality, every interaction feels smooth and responsive.

Behind its refined black finish lies a machine built for performance. The stainless steel adjustable dispense head adds a touch of elegance while ensuring hygiene and durability. From thick, creamy cappuccinos with fresh milk to hot water, soluble drinks, or optional cold still and sparkling water — Nio Next delivers consistent in-cup quality with every drink.

Its 360° design ensures visual impact from every angle, making it a standout in any environment. The smart service menu simplifies setup and maintenance, while automated cleaning routines keep hygiene standards high with minimal effort.

ConnectMe® integration makes service effortless. Log in remotely to access service data, user statistics, and part replacement notifications—keeping your Nio Next running smoothly and efficiently.

FEATURES

1. Optional: New Fresh Milk Solution

Thick, creamy barista-worthy milk foam with consistent quality and hygienic cleaning.

2. 360° Premium Design

Elegant presence with black finish and refined detailing, from every angle.

3. Intuitive Touchscreen Interface

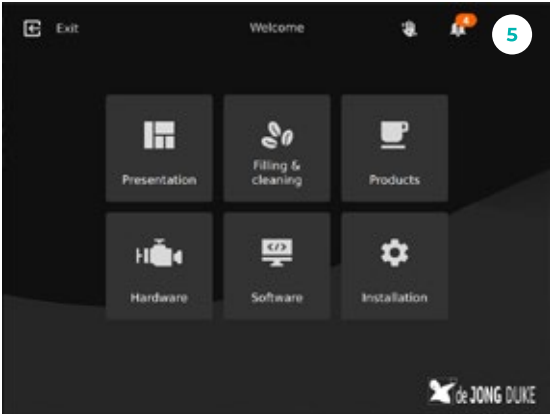
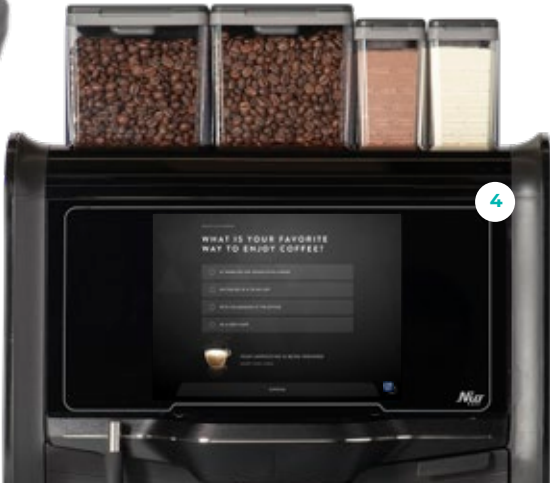
Fast, engaging navigation for effortless drink selection and customization.

4. Interactive Poll Function

Engage users with playful drink polls and instant feedback.

5. Smart Service Menu

Quick setup and maintenance for uninterrupted performance.



RELIABLE, SMOOTH AND EASY MAINTENANCE

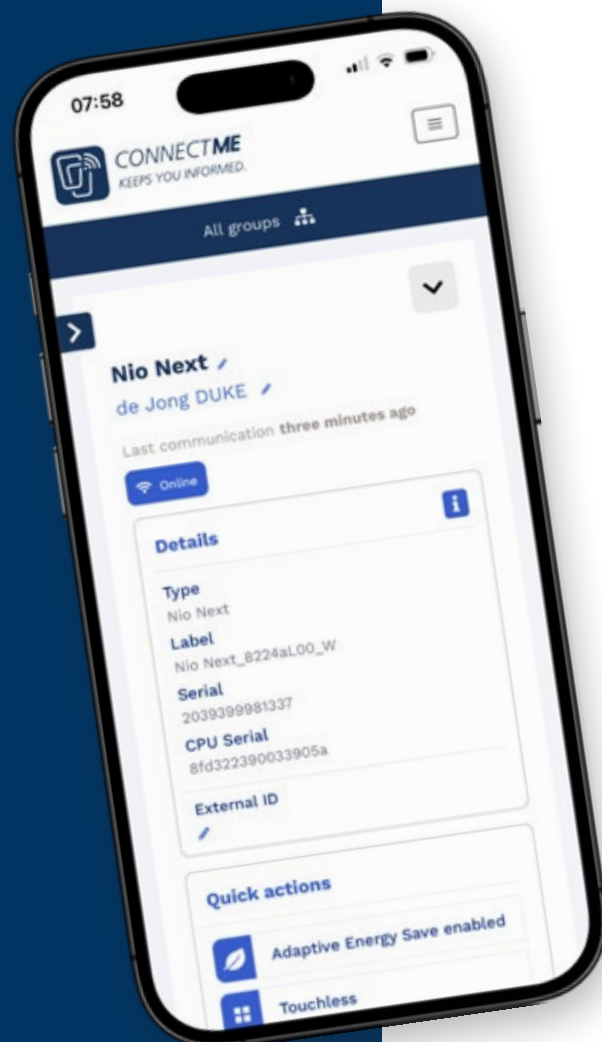
Our coffee machines are designed to stand the test of time. They ensure smooth operation with reliable performance, easy maintenance, and low total cost of ownership (TCO). We believe in intuitive design that makes our products easy to use for customers, consumers, and technicians. Our ConnectMe solution empowers you to diagnose and solve problems remotely, enabling higher service at lower costs.

CONNECT YOUR COFFEE MACHINE

ConnectMe is our two-way communication connectivity tool that helps you improve customer service and ensure hassle-free maintenance. When a coffee machine is connected to the internet, you can access all machine information by simply logging in. You can diagnose and solve problems without leaving your office. This allows you to help your customer while saving time and resources, so you can deliver higher service and lower costs.

With ConnectMe, you'll get to know your coffee machine(s) like never before. ConnectMe provides you with all the data to do preventive maintenance, like part replacement. Consumption data is also available, so you can plan cleaning during off-peak hours or put machines in energy-saving mode when they aren't being used.

Transform your coffee machines into interactive communication platforms and use ConnectMe for announcements, brand videos, and advertisements.



YOUR CHOICE OF NIO NEXT TECHNOLOGY

Bean-to-cup

Adjust Nio Next to your needs with our various brewer options.



CoEx XL®

Our CoEx XL technology has a “barista twist” that provides an even coffee bed for optimal extraction. Our patented pressure regulator guarantees consistent coffee quality every time. Recipes are easy to set up. Gram throw between 8 and 20 grams enables the preparation of two black coffees at once.



CoEx®

CoEx technology is our patented brewing system that offers coffee (1-8 bar) or espresso (8-10 bar) with just one machine. The gram throw ranges from 5 to 10 grams. CoEx’s reliable mechanism and easy-to-remove filter offer effortless maintenance. The entire unit can be cleaned with hot water.

SUSTAINABILITY

We take pride in taking good care of our company, each other, and our world. Today and all the days ahead. We produce our machines in an energy- and CO₂-neutral production environment in Sliedrecht. Our 2,238 solar panels supply us with renewable energy.

Our machines are designed in line with our ACT2 circular guidelines using high-quality and partly recycled sustainable materials. This ensures machines are easy to repair, refurbish, and recycle, reducing their environmental impact throughout their lifecycle.

When our machines are connected to ConnectMe, additional energy-saving benefits become evident. Customers can save up to 30% of energy through an adaptive energy-saving mode, on top of the regular pre-programmed energy-saving setting. ConnectMe analyzes user trends on the machines and automatically activates the energy-saving mode when appropriate, ensuring that the equipment remains operational whenever it is needed.




*Circular
design*

TAILOR TO YOUR NEEDS

We offer a wide variety of options and accessories to tailor your machine. Choose a coffee brewer or configure the machine to your customers' specific needs. Select the number of bean canisters, different canisters for milk powder, chocolate drink powder, plant-based products and more. Add a cabinet to hold a water cooler for cold still and/or sparkling water or for a waste guide. You can even add a payment system to your machine.

Curious to learn more about your different options? Visit our website or contact us via sales@dejongduke.nl



NIO NEXT



Specs	Nio Next	Nio Next & Fresh Milk
Weight	35 kg	51 kg
Height	60 cm	60 cm
Width	46 cm	75,8 cm
Depth	54 cm	54 cm
Power	110-240V	110-240V
Energy label	A+ / A+ (EVA EMP 3.1B 30L/50L)	A (EVA EMP 3.1B 30L/50L)



*Effortless
coffee experience*

Get in touch:

De Jong DUKE
Marisstraat 2
3364 AZ Sliedrecht
The Netherlands
T +31 184 209 767
M sales@dejongduke.nl
W www.dejongduke.com



About de Jong DUKE

De Jong DUKE is a Dutch, family-owned business founded in 1897. We believe in living up to our promises and doing what we say we'll do. Continuity and a clear focus on the future are fundamental to our organization. From our production sites in the Netherlands and the US, we serve customers across the globe.

We are dedicated to creating innovative, reliable, and easy-to-use coffee machines for the out-of-home market. Our in-house engineers and software developers continuously develop our ConnectMe software and our coffee machines, to provide the best, most user-friendly coffee machine experiences. Our machines make high-quality coffee and serve the perfect cup every time.

