

# VIRTU



*Timeless*



deJONG DUKE

# AN ELEGANT COFFEE *Stylish* EXPERIENCE



**Our Virtu machine has a timeless design and easy-to-use functionality you'll feel in every cup.**

Amazing whole-bean espresso, or classic instant beverages. Virtu delivers them all including hot water.

Users can view fresh coffee beans as they tap Virtu's full-color screen and select from a variety of superior drink options. This classic machine offers value, low cost of ownership and the ability to thrill even your most selective customers.

Choose ConnectMe® to connect Virtu online for easy service, and save time and money without losing touch. ConnectMe is great for your customers, too: they can engage with users by adding brand videos, announcements or ads to Virtu's screen.

# FEATURES

## 1. Optional visible beans

For fresh, bean-to-cup coffee.

## 2. Full-color, 10.4-inch touchscreen


Attractive and intuitive, the screen also plays videos and messages.

## 3. Glass detection

The machine only starts when a cup or glass is in place to be filled.

## 4. Water outlet

For hot water.



# RELIABLE, SMOOTH AND EASY MAINTENANCE

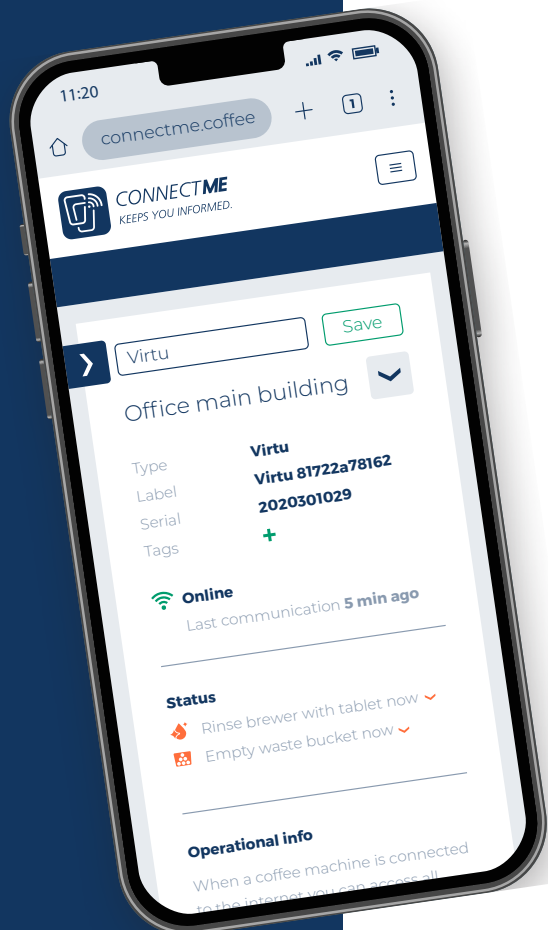
Our coffee machines are designed to stand the test of time. They ensure smooth operation with reliable performance, easy maintenance, and low total cost of ownership (TCO). We believe in intuitive design that makes our products easy to use for customers, consumers, and technicians. Our ConnectMe solution empowers you to diagnose and solve problems remotely, enabling higher service at lower costs.

## CONNECT YOUR COFFEE MACHINE

ConnectMe is our two-way communication connectivity tool that helps you improve customer service and ensure hassle-free maintenance. When a coffee machine is connected to the internet, you can access all machine information by simply logging in. You can diagnose and solve problems without leaving your office. This allows you to help your customer while saving time and resources, so you can deliver higher service and lower costs.

With ConnectMe, you'll get to know your coffee machine(s) like never before. ConnectMe provides you with all the data to do preventive maintenance, like part replacement. Consumption data is also available, so you can plan cleaning during off-peak hours or put machines in energy-saving mode when they aren't being used.

Transform your coffee machines into interactive communication platforms and use ConnectMe for announcements, brand videos, and advertisements.



# VIRTU BREW TECHNOLOGY

*Bean-to-cup*



## CoEx®

CoEx technology is our patented brewing system that offers coffee (1-8 bar) or espresso (8-10 bar) with just one machine. The gram throw ranges from 5 to 10 grams. CoEx operates reliably, and its easy-to-remove filter offers effortless maintenance. The entire CoEx brewer can be cleaned with hot water.



# SUSTAINABILITY

We take pride in taking good care of our company, each other, and our world. Today and all the days ahead.

Our machines are designed in line with our ACT2 circular guidelines using high-quality and partly recycled sustainable materials. This ensures machines are easy to repair, refurbish, and recycle, reducing their environmental impact throughout their lifecycle.

When our machines are connected to ConnectMe, additional energy-saving benefits become evident. Customers can save up to 30% of energy through an adaptive energy-saving mode, on top of the regular pre-programmed energy-saving setting. ConnectMe analyzes user trends on the machines and automatically activates the energy-saving mode when appropriate, ensuring that the equipment remains operational whenever it is needed.



*Circular  
design*

# TAILOR TO YOUR NEEDS

We offer a wide variety of options and accessories to tailor your machine. Configure the machine to your customers' specific needs. Your choices include: one or two whole beans, milk powder, chocolate powder and vanilla powder. Available options include a base cabinet and a payment system.

Curious to learn more about your different options? Visit our website or contact us via [sales@dejongduke.com](mailto:sales@dejongduke.com)



10.4-inch Touch-screen

Separate water outlet

Cup/glass detection

Foldable cup stand



## Specs

**Weight** <sup>1</sup> 90.4 - 114.7 lb

**Height** <sup>2</sup> 34.7 / 40.2<sup>2</sup> lb


**Width** 17 lb

**Depth** 22.9 lb

**Power** <sup>1</sup> 120V

*1. Depending on the model*

*2. With visible bean canister*



MADE IN USA



*Effortless  
coffee experience*

**Get in touch:**

De Jong DUKE LLC  
12680 Delta Street  
Taylor, MI, 48180  
USA  
T +1 734 403 1708  
M sales@dejongduke.com  
W www.dejongduke.com

**About de Jong DUKE**

De Jong DUKE is a Dutch, family-owned business founded in 1897. We believe in living up to our promises and doing what we say we'll do. Continuity and a clear focus on the future are fundamental to our organization. From our production sites in the Netherlands and the US, we serve customers across the globe.

We are dedicated to creating innovative, reliable, and easy-to-use coffee machines for the out-of-home market. Our in-house engineers and software developers continuously develop our ConnectMe software and our coffee machines, to provide the best, most user-friendly coffee machine experiences. Our machines make high-quality coffee and serve the perfect cup every time.

